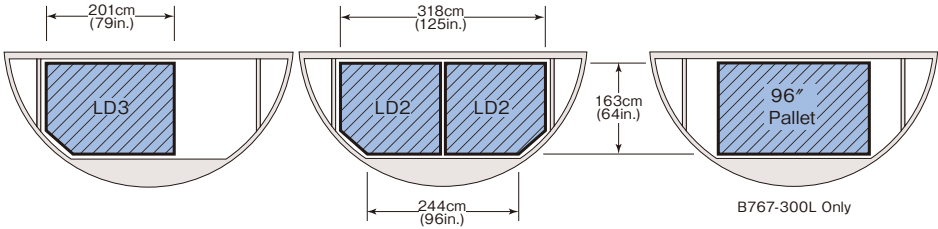
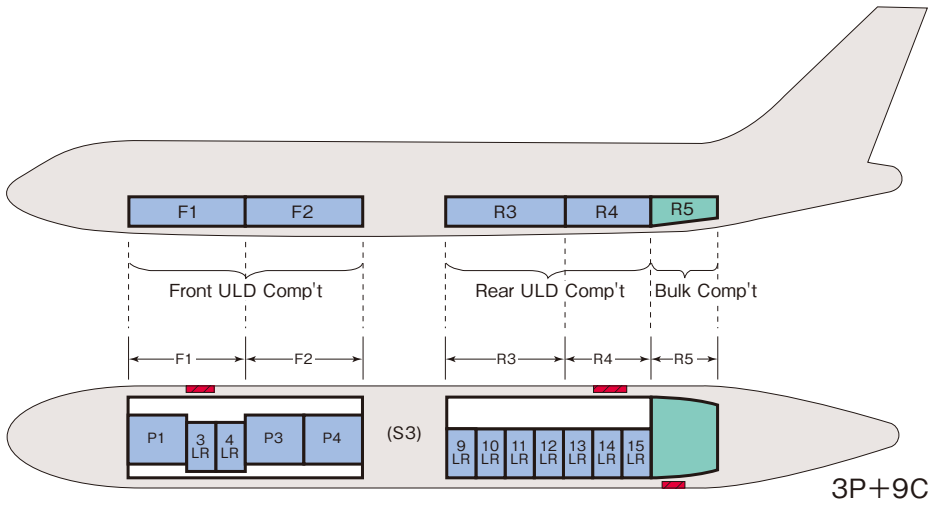


# 767-300ER

● Length : 54.9m ● 全長 : 54.9m  
● Width : 47.6m ● 全長 : 47.6m



## ● Cargo Door Dimension

	Width×Height cm(in.)
Front	<b>340×167</b> (134×66)
Rear	<b>178×167</b> (70×66)
Bulk	<b>97×110</b> (38×43.5)

## ● Load Capacity and Temperature of Cargo Comp't

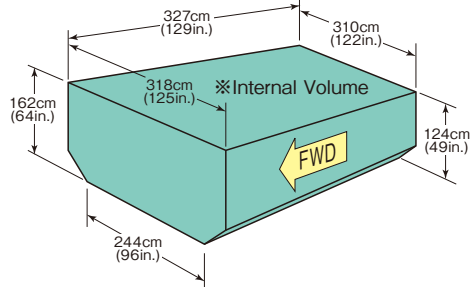
	Load Capacity	Temperature		
	kg (lb)	Switch	°C	°F
Front	<b>(F1) 9,797 (21,600)</b> <b>(F2) 9,797 (21,600)</b>	—	4~10	40~50
Rear	<b>(R3) 9,797 (21,600)</b> <b>(R4) 7,348 (16,200)</b>	—	4~10	40~50
Bulk	<b>2,925 (6,450)</b>	Normal Vent	4~10 18~24	40~50 65~75

注) 貨物室の温度は、あくまでも目安であり、保証されたものではありません。  
Temperature is not guaranteed.

## ● Package Size Table (Bulk)

		cm(in.)						
H	119 (47.2)	302 (119)						
	118 (46.6)	302 (119)	302 (119)					
	115 (45.5)	302 (119)	302 (119)	302 (119)				
	106 (42.0)	302 (119)	302 (119)	302 (119)	302 (119)	302 (119)		
	90 (35.7)	302 (119)	302 (119)	302 (119)	302 (119)	302 (119)		
	50 (20.0)	302 (119)	302 (119)	302 (119)	302 (119)	302 (119)	302 (119)	
	25 (10.0)	302 (119)	302 (119)	302 (119)	302 (119)	302 (119)	302 (119)	
12 (5.0)	302 (119)	302 (119)	302 (119)	302 (119)	302 (119)	302 (119)	302 (119)	
L		12 (5)	25 (10)	50 (20)	70 (36)	88 (35)	91 (36)	93 (36.6)
		W						

## ● Bulk Comp't Dimension



※Internal Volume

Cu.m	Cu.ft.
9.6	341